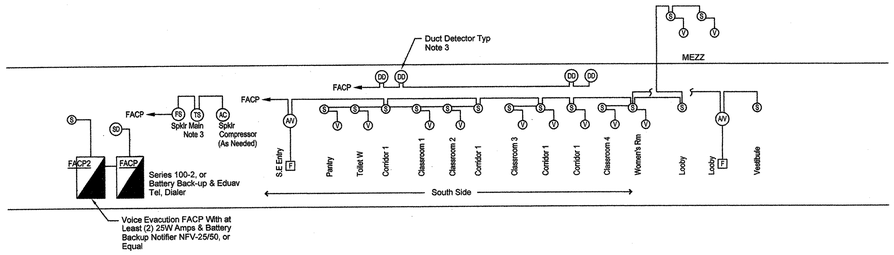

1 **Fire Alarm Schematic**
Part 'A' No Scale

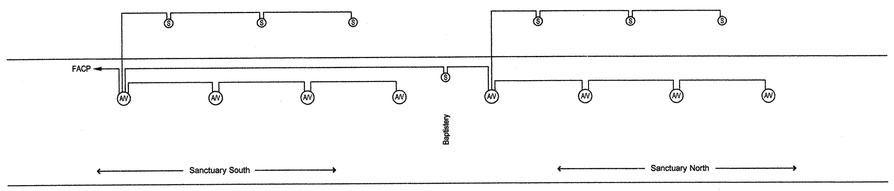

2 **Fire Alarm Schematic**
Part 'B' No Scale

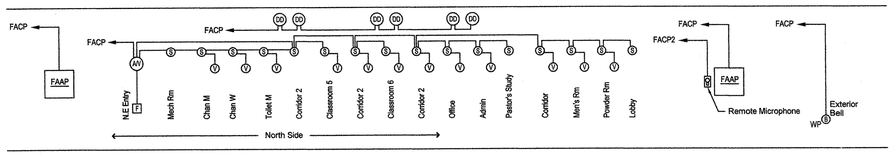

3 **Fire Alarm Schematic**
Part 'C' No Scale

NOTES

1. WHERE MULTIPLE STROBES ARE LOCATED WITHIN VIEWING PROXIMITY, PROVIDE EQUIPMENT TO SYNCHRONIZE FLASHING OF STROBES.
2. COORDINATE EXACT QUANTITY AND LOCATION OF SPRINKLER RELATED DEVICES WITH SPRINKLER SYSTEM WORKING DRAWINGS. MAKE ADJUSTMENTS TO FIRE ALARM SYSTEM EQUIPMENT TO COORDINATE WITH SPRINKLER SYSTEM AS NEEDED.
3. SEE HVAC DRAWINGS FOR QUANTITY AND LOCATION OF DUCT MOUNTED SMOKE DETECTORS.
4. FOR EVACUATION ALARM, PROVIDE SPEAKERS WITH SELECTABLE POWER RATING TO ADJUST SOUND OUTPUT OF BETWEEN 80 AND 90 DBA (@ 10 FT), VOLTAGE RATED FOR 25V OR 70.7 VOLTS AND MINIMUM OF 400 TO 40,000 Hz FREQUENCY RESPONSE RANGE.

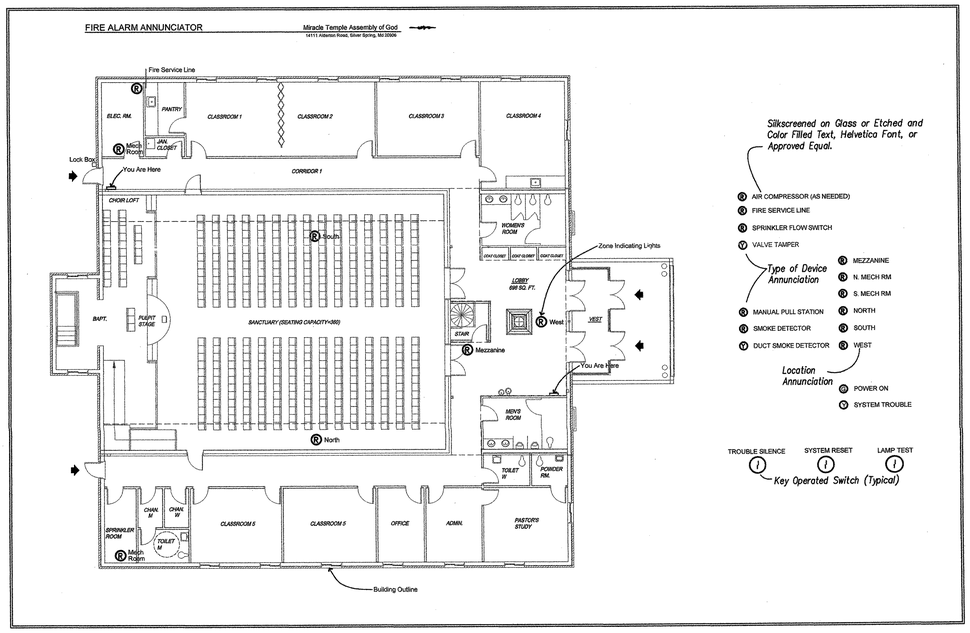

4 **Fire Alarm Annunciator**
Approx. 2/3 Full Size

NEV ENGINEERS, INC.
1984 Chain Bridge Road Suite 200
McLean, VA 22102
(703) 847-0180 Fax (703) 847-0182

Date:
Revisions:
Consultants:

PROFESSIONAL CERTIFICATION: I CERTIFY THAT THESE DOCUMENTS WERE PREPARED OR APPROVED BY ME, AND THAT I AM A DULY LICENSED PROFESSIONAL ENGINEER UNDER THE LAWS OF THE STATE OF MARYLAND. LICENSE NO. 19331, EXPIRATION DATE: JUNE 30, 2012
Certification

Project Title:
MIRACLE TEMPLE ASSEMBLY OF GOD
14111 ALDERTON ROAD
SILVER SPRING, MARYLAND 20906
FIRE ALARM ANNUNCIATOR

Philip Aaron Lacy, Architect
6188 Oxon Hill Road, Suite 303
Oxon Hill, Maryland 20745
Phone: 301-567-8223

Date: OCTOBER 12, 2010
Scale: NONE
Drawn: ST
Checked: RW
File No. F:\PROJ\2010\10003

Drawing No.
E - 5
of

Copyright 2005 Philip Aaron Lacy, Architect All rights reserved. No portion of this document may be reproduced without written permission.